

Name : _____

Parallel, Perpendicular or Intersecting Lines

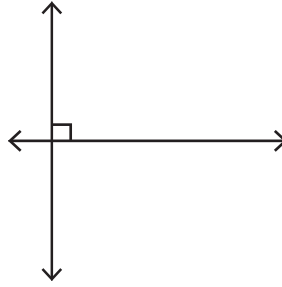
Part - A

Write each pair of lines as parallel, perpendicular or intersecting.


1)



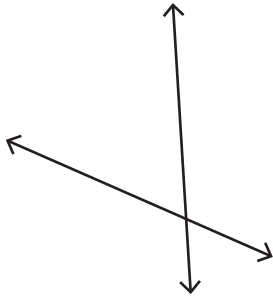
2)



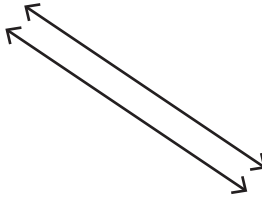
3)



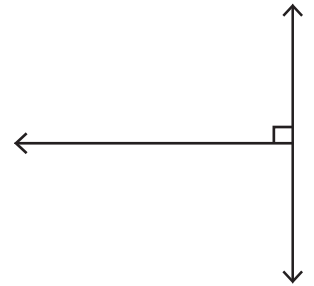
4)



5)



6)



Part - B

Draw the following.

1) Parallel lines

2) Perpendicular lines

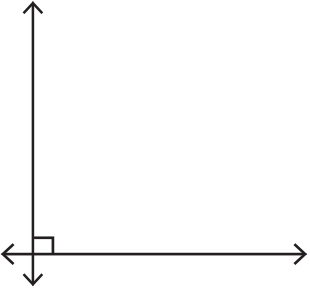
3) Intersecting lines

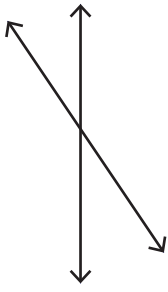
Name : _____

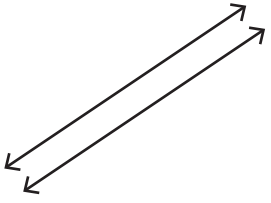
Parallel, Perpendicular or Intersecting Lines

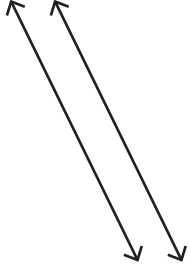
Part - A

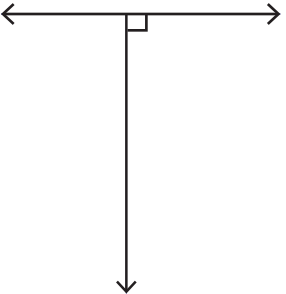
Write each pair of lines as parallel, perpendicular or intersecting.

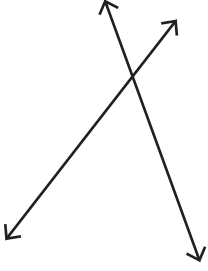
1) 

2) 

3) 

4) 

5) 

6) 

Part - B

Draw the following.

1) Perpendicular lines

2) Intersecting lines

3) Parallel lines

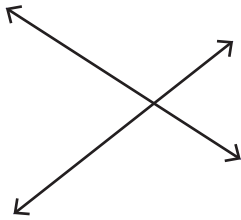
Name : _____

Parallel, Perpendicular or Intersecting Lines


Part - A

Write each pair of lines as parallel, perpendicular or intersecting.

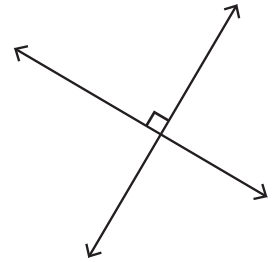
1)



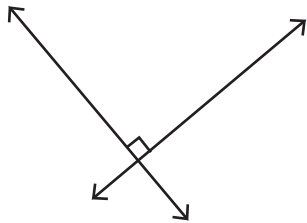
2)



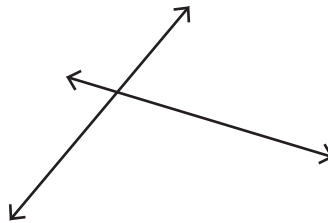
3)



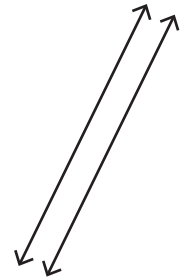
4)



5)



6)



Part - B

Draw the following.

1) Intersecting lines

2) Parallel lines

3) Perpendicular lines

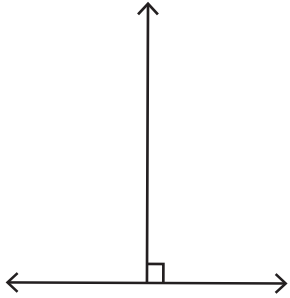
Name : _____

Parallel, Perpendicular or Intersecting Lines

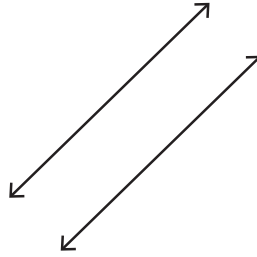
Part - A

Write each pair of lines as parallel, perpendicular or intersecting.

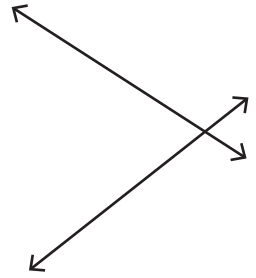
1)



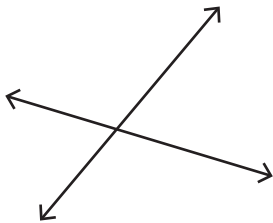
2)



3)



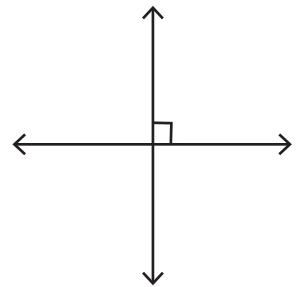
4)



5)



6)



Part - B

Draw the following.

1) Perpendicular lines

2) Parallel lines

3) Intersecting lines

Name : _____

Parallel, Perpendicular or Intersecting Lines

Sheet 5

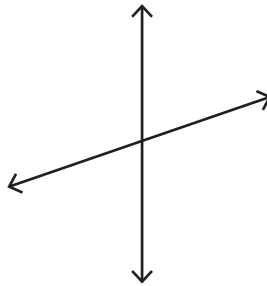
Part - A

Write each pair of lines as parallel, perpendicular or intersecting.

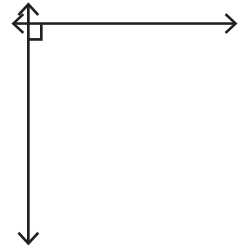
1)



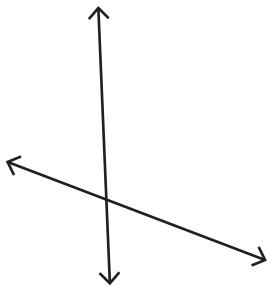
2)



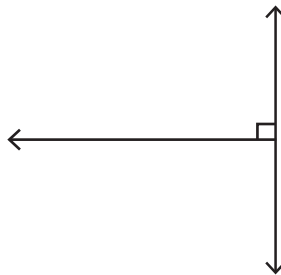
3)



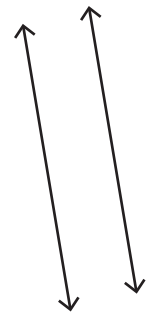
4)



5)



6)



Part - B

Draw the following.

1) Parallel lines

2) Intersecting lines

3) Perpendicular lines