



## Warm Up Grade 8

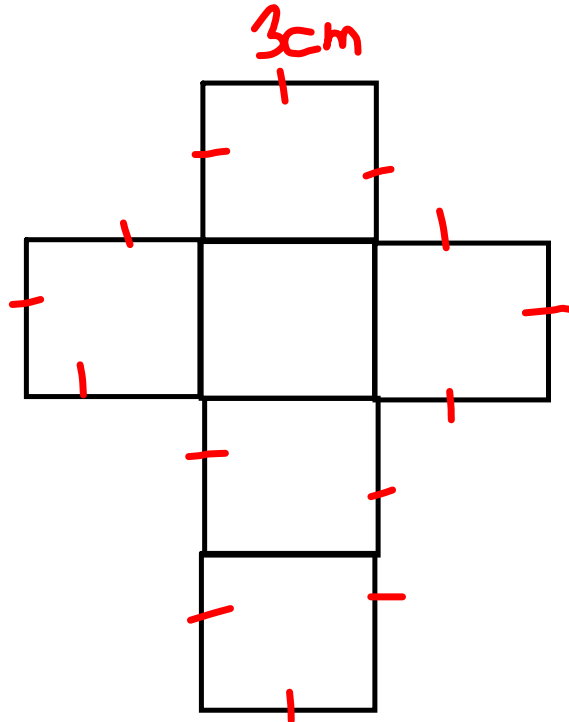
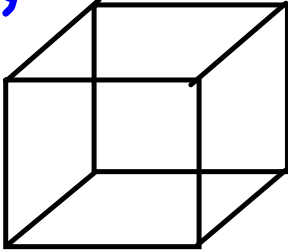


## Quiz Day

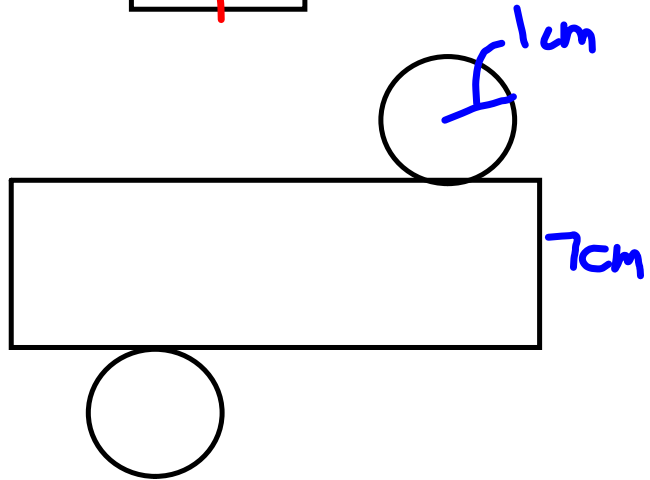
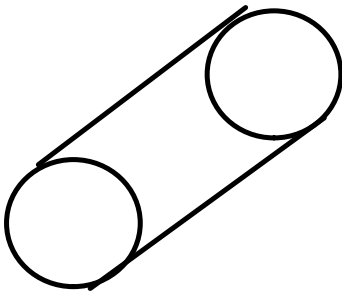
10 -12 minutes

Homework  
Solutions

pg 194  
1a)



b)

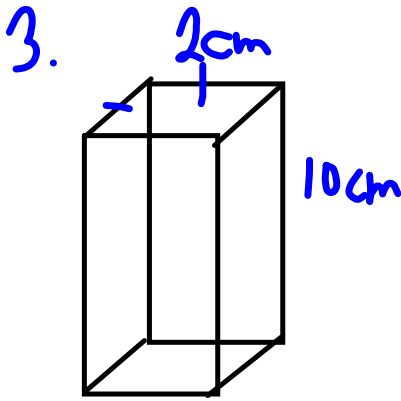


2a) Net - of a triangular pyramid

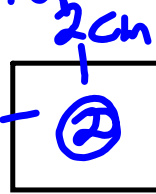
b) Is not a net, one face will overlap

c) Net of a pentagonal prism.

Homework  
Solutions



Top & Bottom



$$A = l \times w$$

$$= 2 \times 2$$

$$= 4 \text{ cm}^2$$

4 sides



$$A = l \times w$$

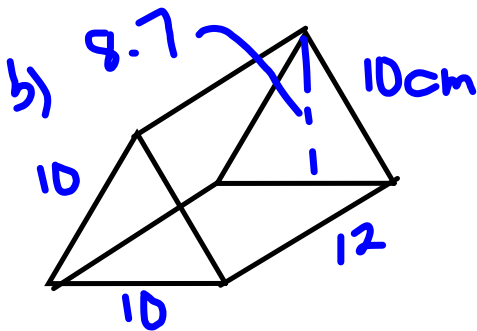
$$= 10 \times 2$$

$$= 20 \text{ cm}^2$$

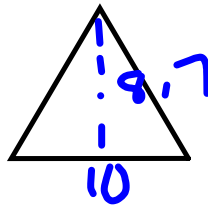
$$SA = 2 \times 4 + 4 \times 20$$

$$= 8 + 80$$

$$= 88 \text{ cm}^2$$



Bases



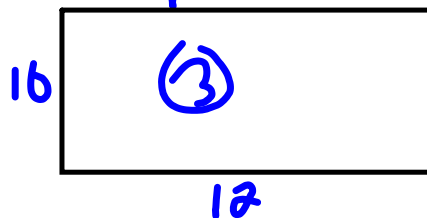
$$A = \frac{b \times h}{2}$$

$$= \frac{10 \times 8.7}{2}$$

$$= \frac{87}{2}$$

$$= 43.5 \text{ cm}^2$$

3 equal Faces



$$A = l \times w$$

$$= 12 \times 10$$

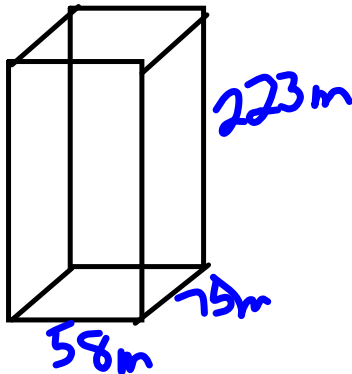
$$= 120 \text{ cm}^2$$

$$SA = 2 \times 43.5 + 3 \times 120$$

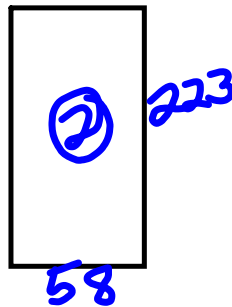
$$= 87 + 360$$

$$= 447 \text{ cm}^2$$

4.



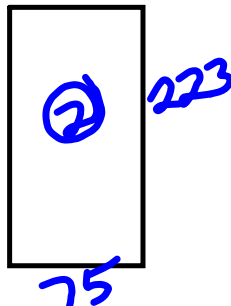
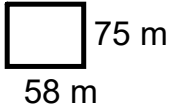
Front &amp; Back

Homework  
Solutions

$$\begin{aligned}
 A &= l \times w \\
 &= 223 \times 58 \\
 &= 12934 \text{ m}^2
 \end{aligned}$$

Sides

don't need top/bottom

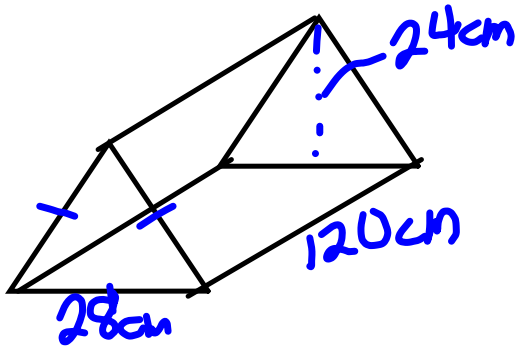


$$\begin{aligned}
 A &= l \times w \\
 &= 223 \times 75 \\
 &= 16725 \text{ m}^2
 \end{aligned}$$

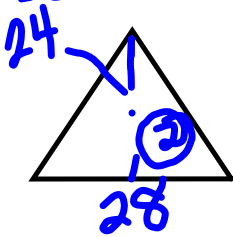
SA of glass = 2(side) + 2(front)

$$\begin{aligned}
 SA &= 2 \times 12934 + 2 \times 16725 \\
 &= 25868 + 33450 \\
 &= 59318 \text{ m}^2
 \end{aligned}$$

5


Homework  
Solutions

Bases



$$\begin{aligned}
 A &= \frac{b \times h}{2} \\
 &= \frac{28 \times 24}{2} \\
 &= \frac{672}{2} \\
 &= 336 \text{ cm}^2
 \end{aligned}$$

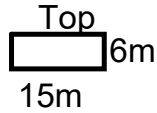
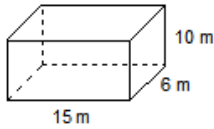
3 sides



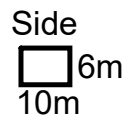
$$\begin{aligned}
 A &= l \times w \\
 &= 120 \times 28 \\
 &= 3360 \text{ cm}^2
 \end{aligned}$$

$$\begin{aligned}
 SA &= 2 \times 336 + 3 \times 3360 \\
 &= 672 + 10080 \\
 &= 10752 \text{ cm}^2
 \end{aligned}$$

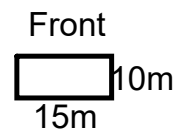
2. Find the surface area of this right rectangular prism.



$$\begin{aligned} A &= l \times w \\ &= 15\text{m} \times 6\text{m} \\ &= 90\text{ m}^2 \end{aligned}$$



$$\begin{aligned} A &= l \times w \\ &= 10\text{m} \times 6\text{m} \\ &= 60\text{ m}^2 \end{aligned}$$

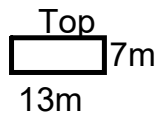
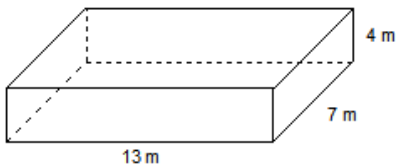


$$\begin{aligned} A &= l \times w \\ &= 10\text{m} \times 15\text{m} \\ &= 150\text{ m}^2 \end{aligned}$$

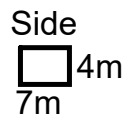
Homework  
Solutions

$$\begin{aligned} \text{Total SA} &= 2(\text{Top}) + 2(\text{Side}) + 2(\text{Front}) \\ &= 2(90\text{m}^2) + 2(60\text{m}^2) + 2(150\text{m}^2) \\ &= 180\text{m}^2 + 120\text{m}^2 + 300\text{m}^2 \\ &= 600\text{ m}^2 \end{aligned}$$

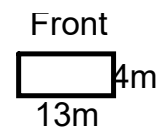
3. The Drama Club plans to paint the outside walls of this box to be used as a second level to their stage. Find the surface area of the box.



$$\begin{aligned} A &= l \times w \\ &= 13\text{m} \times 7\text{m} \\ &= 91\text{ m}^2 \end{aligned}$$



$$\begin{aligned} A &= l \times w \\ &= 7\text{m} \times 4\text{m} \\ &= 28\text{ m}^2 \end{aligned}$$



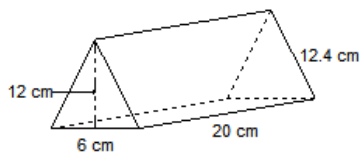
$$\begin{aligned} A &= l \times w \\ &= 13\text{m} \times 4\text{m} \\ &= 52\text{ m}^2 \end{aligned}$$

$$\begin{aligned} \text{Total SA} &= 2(\text{Side}) + 2(\text{Front}) \\ &= 2(28\text{m}^2) + 2(52\text{m}^2) \\ &= 56\text{m}^2 + 104\text{m}^2 \\ &= 160\text{ m}^2 \end{aligned}$$

4. The 2 triangular faces of this prism are isosceles triangles with base length 6 cm and height 12 cm. Calculate the surface area of the prism.

Homework

Solutions



$$A = l \times w$$

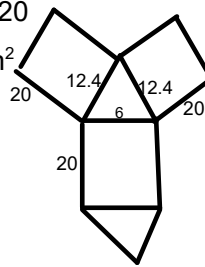
$$= 12.4 \times 20$$

$$= 248 \text{ cm}^2$$

$$A = l \times w$$

$$= 12.4 \times 20$$

$$= 248 \text{ cm}^2$$



$$A_{\text{tri}} = (bxh)/2$$

$$= (6 \times 12) / 2$$

$$= (72) / 2$$

$$= 36 \text{ cm}^2$$

$$A = l \times w$$

$$= 6 \times 20$$

$$= 120 \text{ cm}^2$$

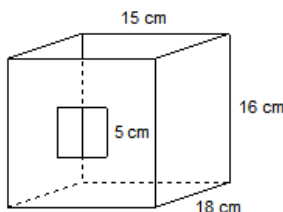
$$\text{Total SA} = 2 \text{ Tri} + \text{rec} + \text{rec} + \text{rec}$$

$$= 2(36) + 120 + 248 + 248$$

$$= 72 + 120 + 248 + 248$$

$$= 688 \text{ cm}^2$$

5. The diagram shows an open box in the shape of a right rectangular prism. A square hole of side 5 cm is cut out of the front face. What is the total surface area of the box? Show your work.



hole

$$A = l \times w$$

$$= 5 \text{ cm} \times 5 \text{ cm}$$

$$= 25 \text{ cm}^2$$

Top

$$A = l \times w$$

$$= 15 \text{ cm} \times 18 \text{ cm}$$

$$= 270 \text{ cm}^2$$

side

$$A = l \times w$$

$$= 18 \text{ cm} \times 16 \text{ cm}$$

$$= 256 \text{ cm}^2$$

front

$$A = l \times w$$

$$= 16 \text{ cm} \times 15 \text{ cm}$$

$$= 240 \text{ cm}^2$$

$$\text{Total SA} = 2(\text{Top}) + 2(\text{Side}) + 2(\text{Front})$$

$$= 2(270 \text{ cm}^2) + 2(256 \text{ cm}^2) + 2(240 \text{ cm}^2)$$

$$= 540 \text{ cm}^2 + 512 \text{ cm}^2 + 480 \text{ cm}^2$$

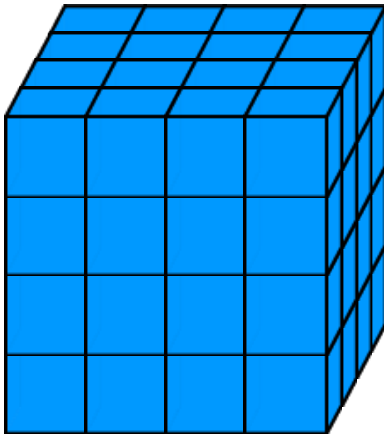
$$= 1532 \text{ cm}^2$$

$$1532 \text{ cm}^2 - 25 \text{ cm}^2$$

$$= 1507 \text{ cm}^2$$

## Volume

Volume is the amount of space an object occupies. It is measured in cubic units, such as,  $\text{mm}^3$ ,  $\text{cm}^3$ ,  $\text{m}^3$ , ...



How do you find volume?

<http://illuminations.nctm.org/ActivityDetail.aspx?ID=6>

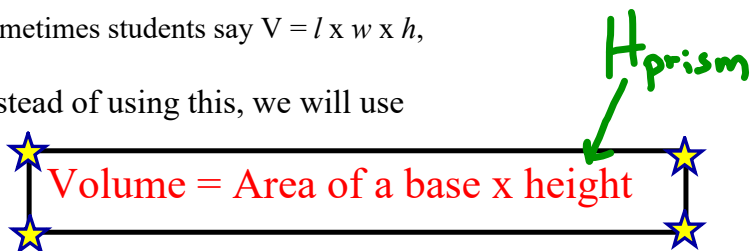




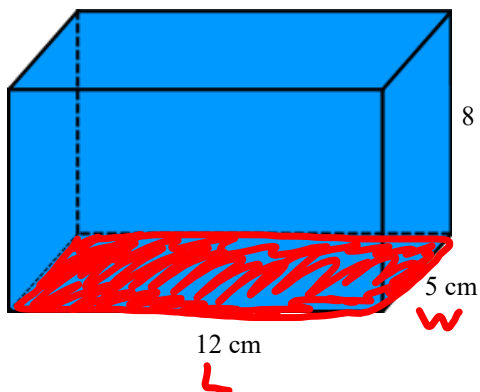
How do we find the volume of this rectangular prism?

Sometimes students say  $V = l \times w \times h$ ,

Instead of using this, we will use



First determine the base of the prism, then find its area, finally multiply this area by the height of the prism.



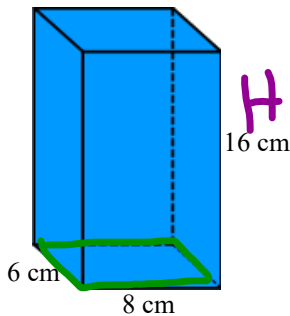
Volume =  
=  
=

$$\begin{aligned}
 A_{\square} &= L \times W \\
 &= 12\text{cm} \times 5\text{cm} \\
 &= 60\text{cm}^2 \\
 \text{Volume} &= A_{\text{base}} \times H_{\text{prism}} \\
 &= 60\text{cm}^2 \times 8\text{cm} \\
 &= 480\text{cm}^3 \\
 \text{Area of Base} &= \\
 &= \\
 &=
 \end{aligned}$$

Find the area and show all work.

**Your Turn**

a)



$$A_{\text{base}\square} = L \times W$$

$$= 6\text{cm} \times 8\text{cm}$$

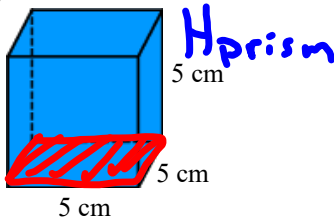
$$= 48\text{cm}^2$$

$$\text{Volume} = A_{\text{base}} \times H_{\text{prism}}$$

$$= 48\text{cm}^2 \times 16\text{cm}$$

$$= 768\text{cm}^3$$

b)



$$A_{\text{base}\square} = L \times W$$

$$= 5\text{cm} \times 5\text{cm}$$

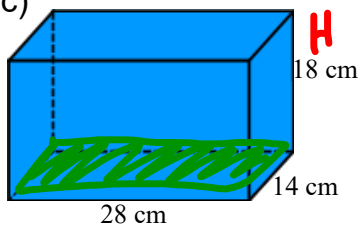
$$= 25\text{cm}^2$$

$$\text{Vol} = A_{\text{base}} \times H_{\text{prism}}$$

$$= 25\text{cm}^2 \times 5\text{cm}$$

$$= 125\text{cm}^3$$

c)



$$A_{\text{base}\square} = L \times W$$

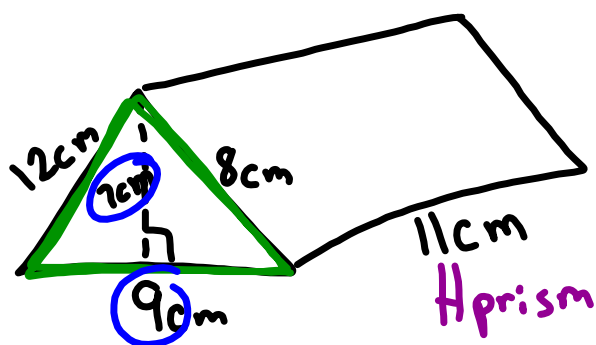
$$= 28\text{cm} \times 14\text{cm}$$

$$= 392\text{cm}^2$$

$$\text{Volume} = A_{\text{base}} \times H$$

$$392\text{cm}^2 \times 18\text{cm}$$

$$= 7056\text{cm}^3$$



$$\begin{aligned} A_{\text{base}\Delta} &= \frac{b \times h}{2} \\ &= \frac{7\text{cm} \times 9\text{cm}}{2} \\ &= \frac{63\text{cm}^2}{2} \\ &= 31.5\text{cm}^2 \end{aligned}$$

$$\begin{aligned} \text{Volume} &= A_{\text{base}\Delta} \times H_{\text{prism}} \\ &= 31.5\text{cm}^2 \times 11\text{cm} \\ &= 346.5\text{cm}^3 \end{aligned}$$

# Class/Homework

pg. 198

# 4, #5, #6, #7, #9

They  
Give  $A_{\text{base}} = 40\text{cm}^2$

$$\begin{aligned} \text{a) Volume} &= A_{\text{base}} \times H_{\text{prism}} \\ &= 40\text{ cm}^2 \times 3\text{ cm} \\ &= 120\text{ cm}^3 \end{aligned}$$