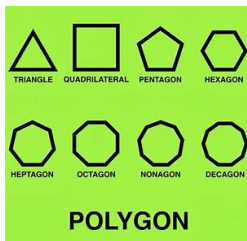




Math 6



Chapter 4



Angles & Polygons

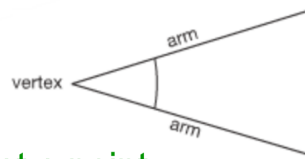


Copy notes in your notebook

An **angle** is formed when 2 lines meet.

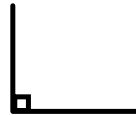
Arms are the lines

Vertex is where the 2 arms meet at a point



angles are marked with a curve

Right angles - arms meet at 90° .

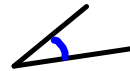


Straight angle - is 180° and is a straight line

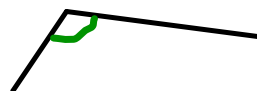


We name angles for the way they relate to a right or a straight angle

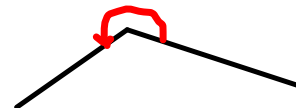
Acute Angle - is less than a right angle



Obtuse Angle - is greater than a right angle, but less than a straight angle.


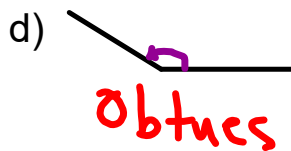
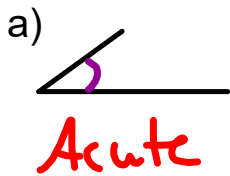


Reflex Angle - is greater than a straight angle



Example

Name each angle as right angle, an acute angle, an obtuse angle, a straight angle or a reflex angle. How did you know?



Class/Homework

Page 127 -129

#1a,b,c,d,e

#2 a,b,c,d,e,gf,g,h, i, j

#5a (i to v)

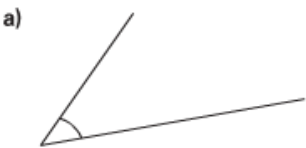
Practice

Use a piece of paper with a square corner when it helps.

1. Which angle is an acute angle? A right angle? An obtuse angle?
A straight angle? A reflex angle?



2. Name each angle as a right angle, an acute angle, an obtuse angle, a straight angle, or a reflex angle. How did you find out?



3. Your teacher will give you a large copy of these flags.

List the flags with:

a) a right angle

b) an acute angle

c) an obtuse angle

d) a reflex angle

On each flag, label an example of each type of angle you find.



British Columbia



Saskatchewan



Nunavut



Canada

4. Draw a line segment on grid paper.
Visualize rotating the line segment about one of its end points.
Which type of angle is formed by each rotation?
- a) a $\frac{1}{2}$ turn
 - b) a $\frac{1}{4}$ turn clockwise
 - c) a $\frac{3}{4}$ turn counterclockwise
- Use tracing paper to check.



5. a) For each time below, which type of angle is formed by the hour hand and minute hand on a clock? How did you find out?
- i) 2:15
 - ii) 3:35
 - iii) 9:00
 - iv) 12:30
 - v) 1:45
- b) Would the size of each angle change if the minute hand was shorter? Justify your answer.



Steam Clock, Gastown, Vancouver



6. Find 5 angles in your classroom.
Try to find one example of a right angle, an acute angle, an obtuse angle, a straight angle, and a reflex angle.
Sketch each angle.
Write where you found each angle, then label the angle with its name.
How did you decide how to name each angle?
Which angle was easiest to find?
Why do you think so?

7. Use square dot paper.
How many different angles can you draw on a 3-by-3 grid?
Classify the angles.
Show your work.

