

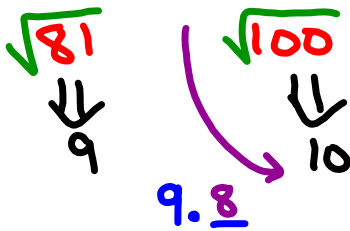


Warm Up
Grade 8

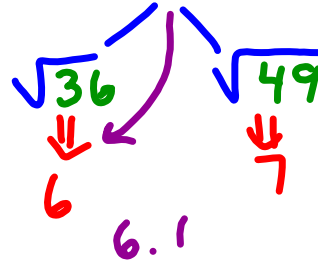


1, 4, 9, 16, 25, 36, 49, 64, 81, 100, 121, 144, 169, 196, 225

1) Estimate $\sqrt{96}$ (Show Work)




2) Estimate $\sqrt{37}$ (Show Work)



3) A square garden has area 97 m^2 .

a) What are the approximate dimensions of the garden to two decimal places?



Side $\leftarrow \sqrt{\text{Area}} = \sqrt{97}$
 $\sqrt{81} = 9$ $\sqrt{100} = 10$
 9.8

b) About how much fencing would be needed to go around the garden?

$$\begin{aligned} \text{Per} &= \text{Side} + S + S + S \\ &= 9.8 \text{ m} \times 4 \\ &= 39.2 \text{ m} \end{aligned}$$

Pg 25

Homework

Solutions

4a) $\sqrt{15 \times 15}$
15

b) $\sqrt{22 \times 22}$
22

c) $\sqrt{3 \times 3}$
3

d) $\sqrt{1 \times 1}$
1

5 a) $\sqrt{5}$
 $\sqrt{4}$ $\sqrt{9}$
2 3

Est $\sqrt{5} \approx 2.1$
or 2.2

b) $\sqrt{11}$
 $\sqrt{9}$ $\sqrt{16}$
3 4

Est $\sqrt{11} \approx 3.1$ or 3.2

c) $\sqrt{57}$
 $\sqrt{49}$ $\sqrt{64}$
7 8

Est $\sqrt{57} \approx 7.5$

d) $\sqrt{38}$
 $\sqrt{36}$ $\sqrt{49}$
6 7

Est $\sqrt{38} \approx 6.1$

e) $\sqrt{171}$
 $\sqrt{169}$ $\sqrt{196}$
13 14

Est $\sqrt{171} \approx 13.1$

f) $\sqrt{115}$
 $\sqrt{100}$ $\sqrt{121}$
10 11

Est $\sqrt{115} \approx 10.7$

$$\begin{array}{l} \#5) \text{ a) } \sqrt{5} \\ \sqrt{4} \quad \sqrt{9} \\ = 2 \quad = 3 \end{array}$$

$$\begin{array}{l} \text{b) } \sqrt{11} \\ \sqrt{9} \quad \sqrt{16} \\ = 3 \quad = 4 \end{array}$$

$$\begin{array}{l} \text{c) } \sqrt{57} \\ \sqrt{49} \quad \sqrt{64} \\ = 7 \quad = 8 \end{array}$$

$$\begin{array}{l} \text{d) } \sqrt{38} \\ \sqrt{36} \quad \sqrt{49} \\ = 6 \quad = 7 \end{array}$$

$$\begin{array}{l} \text{e) } \sqrt{171} \\ \sqrt{121} \quad \sqrt{144} \\ = 11 \quad = 12 \end{array}$$

$$\begin{array}{l} \text{e) } \sqrt{115} \\ \sqrt{100} \quad \sqrt{121} \\ = 10 \quad = 11 \end{array}$$

$$\begin{array}{l} \#7) \quad \sqrt{23} \\ \sqrt{16} \quad \sqrt{25} \\ = 4 \quad = 5 \end{array}$$

closer to 5

so 4.7

X

$$\begin{array}{l} \sqrt{30} \\ \sqrt{25} \quad \sqrt{36} \\ = 5 \quad = 6 \end{array}$$

closer to 5

so 5.4

✓

$$\begin{array}{l} \sqrt{64} = 8 \\ \sqrt{64} \quad \sqrt{81} \\ = 8 \quad = 9 \end{array}$$

closer to 8

so 8.4

✓

Class/Homework

1, 4, 9, 16, 25, 36, 49, 64, 81, 100, 121, 144, 169, 196, 225

Page 25-27

8 (a,b,c,d)

#9 (a,b,c,d)

#11 (a,b,c)

#12(a,d)

#13(a,d)

#14(a,d)

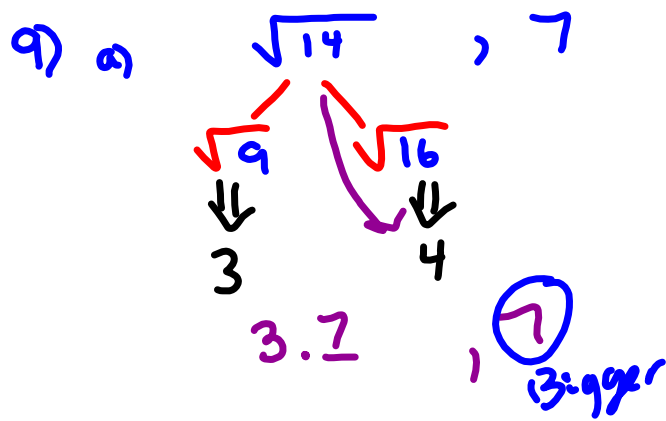
#15(a,b) Show work

#16(a,b)

#21

#23 (a,b,c)

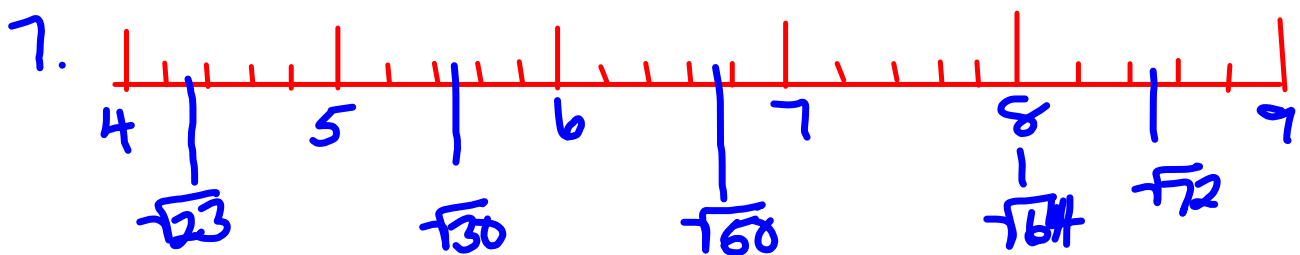




b. $\sqrt{4} = 2$ $\sqrt{9} = 3$

$\sqrt{7} \approx 2.7$

Homework
Solutions



a) The estimates that are good are
 $\sqrt{30}$ in the middle between
 $\sqrt{25}$ and $\sqrt{36}$
 $\sqrt{64}$ is exactly 8
 $\sqrt{72}$ is in the middle between
 $\sqrt{64}$ and $\sqrt{81}$

b) $\sqrt{23}$ should be closer to 5 than 4
 $\sqrt{50}$ should be greater than 7

Homework
Solutions

a) $\sqrt{11}$
 $\sqrt{9}$ $\sqrt{16}$
 3 4
 $\sqrt{11} \approx 3.2$

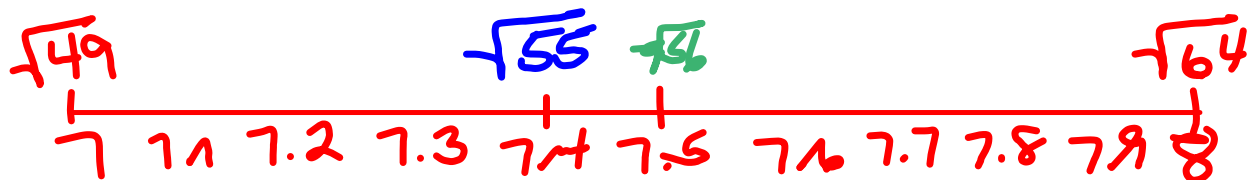
Perfect Squares	
1	4
9	16
25	36
49	64
81	100
121	144
169	196
225	

b) $\sqrt{40}$
 $\sqrt{36}$ $\sqrt{49}$
 6 7
 $\sqrt{40} \approx 6.3$

c) $\sqrt{30}$
 $\sqrt{25}$ $\sqrt{36}$
 5 6
 $\sqrt{30} \approx 5.5$

d) $\sqrt{55}$
 $\sqrt{49}$ $\sqrt{64}$
 7 8
 $\sqrt{55} \approx 7.4$

Middle between
49 and 64
 ≈ 56



Homework Solutions

9. $7, \sqrt{14}$

$$\sqrt{16} = 4, \text{ so } \sqrt{14} < 7$$

b) $8, \sqrt{60}$

$$8^2 = 64, \text{ so } \sqrt{60} < 8$$

c) $11, \sqrt{121}$

$$11^2 = 121, \text{ so } \sqrt{121} = 11$$

d) $12, \sqrt{150}$

$$\sqrt{144} = 12, \text{ so } \sqrt{150} > 12$$

10 a)

$$\begin{array}{cc} \sqrt{58} & \\ \sqrt{49} & \sqrt{64} \\ 7 & 8 \\ \sqrt{58} \approx 7.8 \end{array}$$

b)

$$\begin{array}{cc} \sqrt{70} & \\ \sqrt{64} & \sqrt{81} \\ 8 & 9 \\ \sqrt{70} \approx 8.3 \end{array}$$

c)

$$\begin{array}{cc} \sqrt{90} & \\ \sqrt{81} & \sqrt{100} \\ 9 & 10 \\ \sqrt{90} \approx 9.5 \end{array}$$

d)

$$\begin{array}{cc} \sqrt{151} & \\ \sqrt{144} & \sqrt{169} \\ 12 & 13 \\ \sqrt{151} \approx 12.2 \end{array}$$

Perfect Squares

1	4
9	16
25	36
49	64
81	100
121	144
169	196
225	

11. a) $\sqrt{17}$ is between 16 and 18

False,

$\sqrt{17}$ is between 4 ($\sqrt{16}$) and 5 ($\sqrt{25}$)

Homework

Solutions

b) $\sqrt{5} + \sqrt{5} = \sqrt{10}$

$$\sqrt{5} \approx 2.2$$

$$\sqrt{4} = 2$$

$$\sqrt{9} = 3$$

$$\sqrt{10} \approx 3.2$$

$$\sqrt{9} = 3$$

$$\sqrt{16} = 4$$

Is $2.2 + 2.2 = 3.2$, NO

so False $\sqrt{5} + \sqrt{5}$ does not equal $\sqrt{10}$

c) $\sqrt{13}$ is between 11 and 12

True

$$\sqrt{121} = 11 \quad \text{and} \quad \sqrt{144} = 12$$

and 13 is between 121 and 144