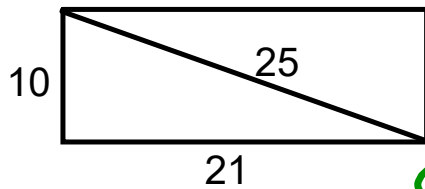




Warm Up Grade 8

Feb. 23, 2023



Is the quadrilateral a rectangle?

$$\begin{array}{l} c^2 \\ (25)^2 \\ 625 \end{array} \left\{ \begin{array}{l} a^2 + b^2 \\ (21)^2 + (10)^2 \\ 441 + 100 \\ 541 \end{array} \right.$$

Not Same
So Not R.yn Δ

Homework Solutions pg. 43 # 9,10,12(a,c), 14

$$9. \quad 6, \underset{c}{7}, \sqrt{13}$$

$$7^2 = 6^2 + (\sqrt{13})^2 ?$$

$$49 = 36 + 13$$

$$49 = 49$$

$$\sqrt{9} = 3 \quad \sqrt{13} \quad \sqrt{16} = 4$$

Yes it is a right triangle.

It is not a pythagorean triple
because one side is not a whole
number

Homework Solutions pg. 43 # 9,10,12(a,c), 14

10. If the number are pythag. triples, it will form a right Δ .

$$3, 5, 7 \qquad 7^2 \qquad 3^2 + 5^2$$

$$\qquad 49 \qquad 9 + 25$$

$$\qquad \qquad \qquad 34$$

It will not form a right triangle.

11

Pythagorean Triples	Legs	Hypotenuse	
3,4,5	3, 4	5	
6,8,10	6, 8	10	
7,24,25 12, 16, 20	12, 16	20	
15, 20, 25	15, 20	25	
16, 48, 50 21, 28, 35	21, 28	35	

b) Take the original triple, and multiply each by the same number

c) Triple 5, 12, 13

More Triples

10, 24, 26

15, 36, 39

20, 48, 52

25, 60, 65

$$65^2 \qquad 25^2 + 60^2$$

$$4225 \qquad 625 + 3600$$

$$\qquad \qquad 4225$$

Homework Solutions pg. 43 # 9,10,12(a,c), 14

12 a) 14, 48, —



$$14^2 + 48^2$$

$$196 + 2304$$

$$2500$$

missing $\sqrt{2500}$
50

b) 24, 32, —

$$24^2 + 32^2$$

$$576 + 1024$$

$$1600$$

missing $\sqrt{1600}$
40

12 c) 12, 37, —

$$12^2 + 37^2$$

$$144 + 1369$$

$$1513$$

missing term $\sqrt{1513}$
38.9
not a triple

$$\begin{array}{r} 37^2 - 12^2 \\ 1369 - 144 \\ 1225 \end{array}$$

$$\sqrt{1225} = \boxed{35}$$

14. 73, 55, 48

$$73^2$$

$$5329$$

$$55^2 + 48^2$$

$$3025 + 2304$$

$$5329$$

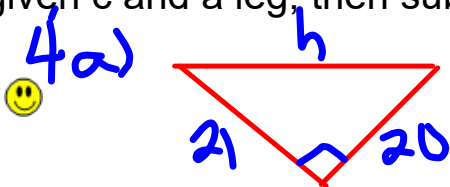
Yes it is a rectangle

Page 48-49 #2, #3, #4a, #5a

Homework Solutions

2) Must label the longest side (opposite to 90°), the hypotenuse, c .

The other two sides does not matter which is a or b.

3) When given legs and asked to find longest side, c then add. When given c and a leg, then subtract

$$c^2 = a^2 + b^2$$

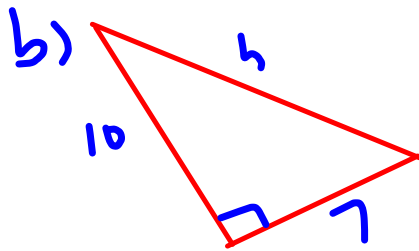
$$c^2 = 20^2 + 21^2$$

$$c^2 = 400 + 441$$

$$c^2 = 841$$

$$\sqrt{c^2} = \sqrt{841}$$

$$c = 29$$



$$c^2 = a^2 + b^2$$

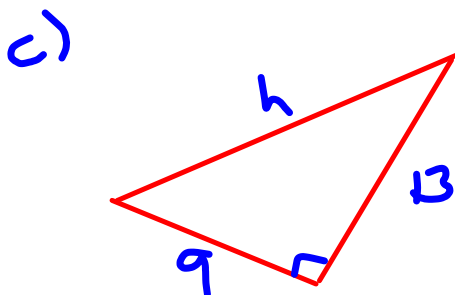
$$c^2 = 10^2 + 7^2$$

$$c^2 = 100 + 49$$

$$c^2 = 149$$

$$\sqrt{c^2} = \sqrt{149}$$

$$c = 12.2$$



$$c^2 = a^2 + b^2$$

$$c^2 = 9^2 + 13^2$$

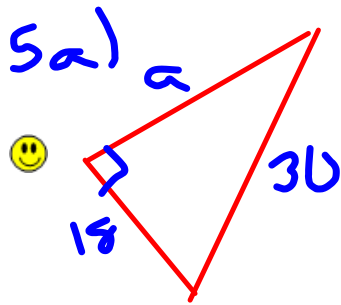
$$c^2 = 81 + 169$$

$$c^2 = 250$$

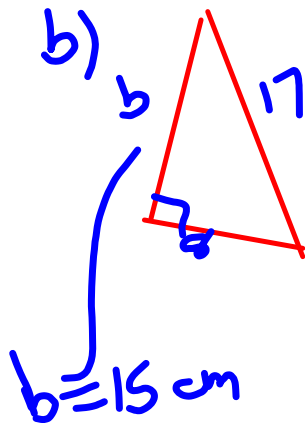
$$\sqrt{c^2} = \sqrt{250}$$

$$c = 15.8$$

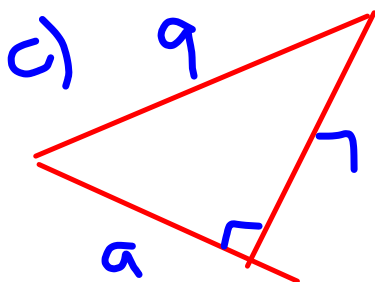
Page 48-49 #2, #3, #4a, #5a
Homework Solutions



$$\begin{aligned}
 c^2 &= a^2 + b^2 \\
 30^2 &= a^2 + 18^2 \\
 900 &= a^2 + 324 \\
 900 - 324 &= a^2 + 324 - 324 \\
 576 &= a^2 \\
 \sqrt{576} &= \sqrt{a^2} \\
 24 &= a
 \end{aligned}$$



$$\begin{aligned}
 c^2 &= a^2 + b^2 \\
 17^2 &= a^2 + 8^2 \\
 289 &= a^2 + 64 \\
 289 - 64 &= a^2 + 64 - 64 \\
 225 &= a^2 \\
 \sqrt{225} &= \sqrt{a^2} \\
 15 &= a
 \end{aligned}$$



$$\begin{aligned}
 c^2 &= a^2 + b^2 \\
 9^2 &= a^2 + 7^2 \\
 81 &= a^2 + 49 \\
 81 - 49 &= a^2 + 49 - 49 \\
 32 &= a^2 \\
 \sqrt{32} &= \sqrt{a^2} \\
 5.7 &= a
 \end{aligned}$$

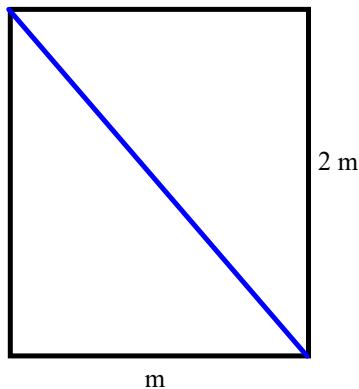
Applying the Pythagorean Theorem

Now that we know how to use the Pythagorean Theorem, we will apply it to "real life" situations.

A doorway is 2.0 m high and 1.0 m wide. A square piece of plywood has side length 2.2 m. Can the plywood fit through the door?

Always start with a diagram and fill in what you know.

Ask yourself, What shape is the doorway? What is the longest part of the doorway?



The longest part is the diagonal. To find the length of the diagonal, use Pythagorean Theorem.

$$c^2 = a^2 + b^2$$

$$c^2 = 2^2 + 1^2$$

$$c^2 = 4 + 1$$

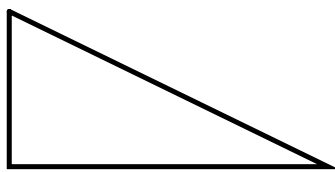
$$c^2 = 5$$

$$\sqrt{c^2} = \sqrt{5}$$

$$c = \sqrt{5} \text{ or } 2.2 \text{ m}$$

A piece of plywood $\sqrt{5}$ m long could fit through the door.

- 2) A ramp is used to load a snow machine onto a trailer. The ramp as a horizontal length of 168 cm and sloping length of 175 cm. The side view is a right triangle. How high is the ramp?
Remember start by drawing a diagram and filling in what you know.



The ramp is _____ cm high.

Marina helped her dad build a small rectangular table for her bedroom. The tabletop has a length of 56 cm and a width of 33 cm. The diagonal of the tabletop measures 60 cm. Does the tabletop have square corners? How do you know?



$$\begin{array}{l} 56, 33, 60 \\ a \quad b \quad c \\ \\ c^2 \quad \left\{ \quad a^2 + b^2 \right. \\ 60^2 \quad \left\{ \quad 56^2 + 33^2 \right. \\ 3600 \quad \left\{ \quad 3136 + 1089 \right. \\ \quad \quad \quad \left\{ \quad 4225 \right. \\ \quad \quad \quad \left\{ \quad \text{Not same} \right. \\ \quad \quad \quad \left\{ \quad \text{so no Right } \triangle \right. \end{array}$$



Page 49-50

#6, #7, #8(b), #9, #10, #11, #13, #16

Or study for SS Test