



## VIDEO: Useful campsite knots...



<https://www.youtube.com/watch?v=ABIRIz-qxSI>

## Animated Version of the Useful knots...

1)



2)



3)



4)



5)



6)





7)



**GUIDE FOR TYING...**

**ESSENTIAL CAMPING/CLIMBING KNOTS**

**8 Essential Camping/Climbing Knots.pdf**



# Fly Fishing Knots





Fly Reels:

- must be large enough to hold backing & line.
- has a drag system that will be used when playing a fish.
- order for specific retrieval (LH or RH).
- a variety of companies...  
Pflueger, Hardy, Young, Valentine, Orvis, Islander, Abel, etc...



Model	Line	Backing	Reel Capacity in Yards			Dia.	Weight
BK LA V	9-11	30-lb Dacron	WF9F:250	WF10F:225	WF11F:200	4 1/4"	8.3 oz.
		35-lb gel spun	WF10F:350	WF11F:325	WF12F:300		

Backing:



Fly Line:

**Lazer Tropic Plus - Floating (105')**

The Lazer Tropic Plus is the perfect line for the warm weather fly angler. It has an extremely durable, hard outer finish to handle the rigors of saltwater fly-casting. At the same time, the braided mono core has virtually no memory so your line stays untangled and ready to cast. The long body salt water taper allows for quick loading and long accurate casting.

**Sizes:** WF 7-12  
**Type:** Floating  
**Taper:** WF  
**Color:** Light Yellow  
**Core:** 6 wt. - 20# Mono Braid / 7-12 wt. 30# Mono Braid



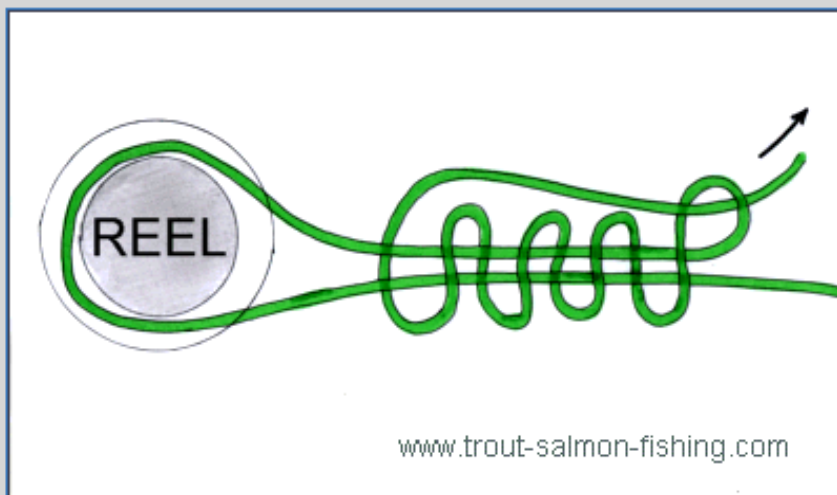
Level Tip	Front Taper	Body	Back Taper	Running Line	Grains (Grams)
WF 7-9 F	1' (0.3 m) ; 7' (2.13 m)	27' (8.23 m)	7' (2.13 m)	63' (19.2 m)	7 - 185 (11.98)
WF 10-12 F	1' (0.3 m) ; 6' (1.82 m)	26' (7.92 m)	6' (1.82 m)	66' (20.11 m)	8 - 210 (13.60) 9 - 240 (15.55) 10 - 280 (18.14) 11 - 330 (21.38) 12 - 380 (24.62)

Leader:



## Backing - Reel

### Reel knot



### REEL KNOT

This is a simple and reliable knot which can be used to secure backing line to the reel. For added security, take the backing round the reel drum twice before tying the knot. After pulling the slip knot tight, trim the loose end but not too close to the knot.

### **Animated Arbour Knot**

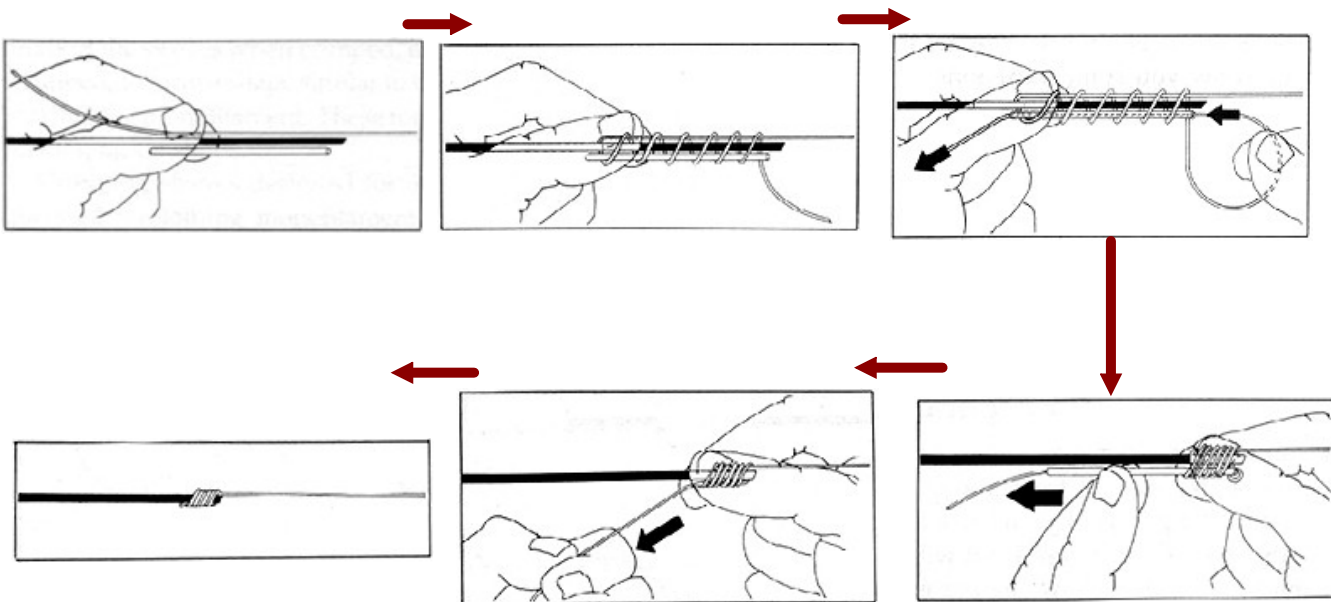


## Backing - Line

---

- lines are overlapped.
- using a bobbin and thread, both lines are wrapped.
- using a piece of leader, a knot is tied.
- brush glue over the wrapped thread.

# Nail Knot (Tube Knot): Line - Leader

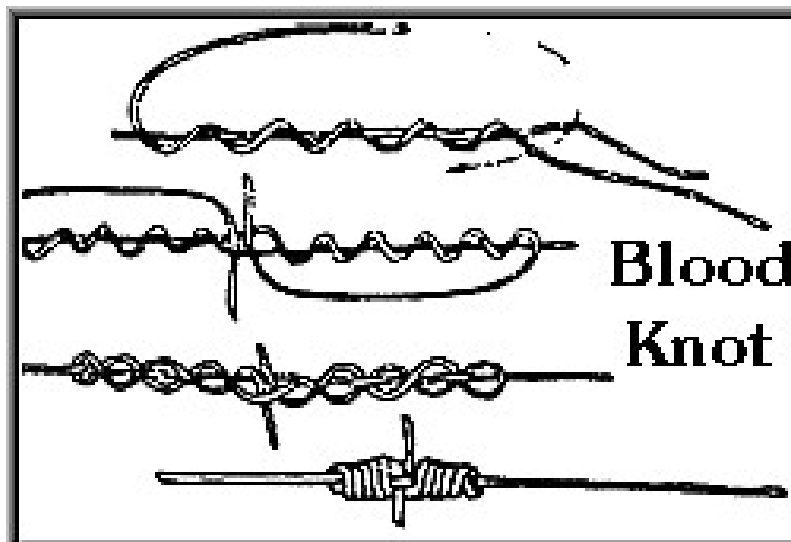


**Animated Nail Knot**





## Leader - Leader (Splice)

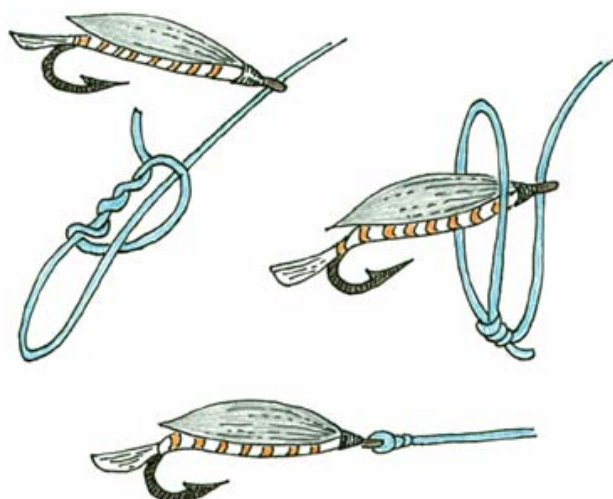


[Animated Blood Knot](#)

[Surgeon's Knot](#)

[Blood Knot](#)

## Leader - Fly (Double Turle Knot)



[Animated Double Turle Knot](#)





**PRACTICE...PRACTICE...PRACTICE!!!**

Fly Fishing Knots.docx



## Attachments

---

Fly Fishing Knots.docx

8 Essential Camping Knots.pdf