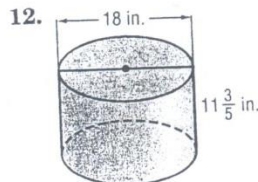
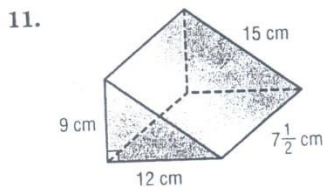
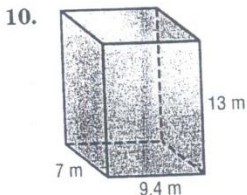
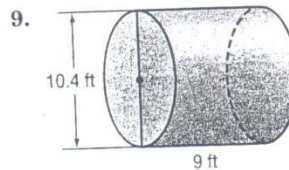
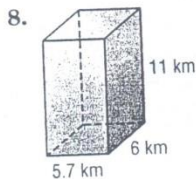
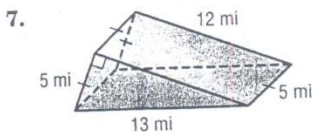
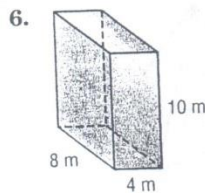
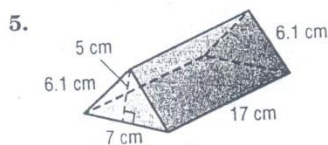
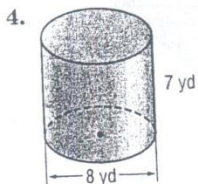
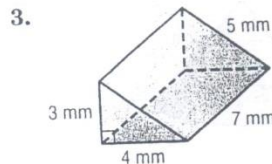
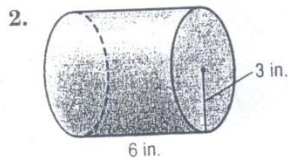
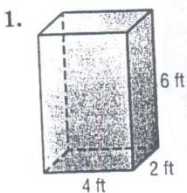




Practice: Skills

Surface Area of Prisms and Cylinders

Find the surface area of each solid. Round to the nearest tenth if necessary.



13. cube: edge length, 11 m

14. rectangular prism: length, 9 cm; width, 13 cm; height, 18.4 cm

15. cylinder: radius, 9.4 mm; height, 15 mm

16. cylinder: diameter, 28 in.; height, 12.6 in.