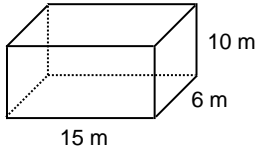


Name: _____

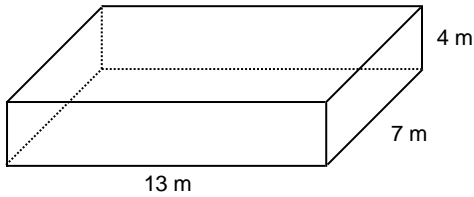
Grade 8

Worksheet: Surface Area of Prisms

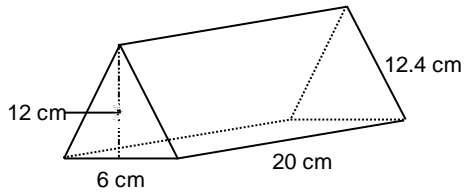
- ___ 1. The area of one face of a cube is 25 cm^2 . What is the surface area of the cube?
- ___ 2. Find the surface area of this right rectangular prism.



- ___ 3. The Drama Club plans to paint the outside walls of this box to be used as a second level to their stage. Find the surface area of the box.



- 4. The 2 triangular faces of this prism are isosceles triangles with base length 6 cm and height 12 cm. Calculate the surface area of the prism.



- 5. The diagram shows an open box in the shape of a right rectangular prism. A square hole of side 5 cm is cut out of the front face. What is the total surface area of the box? Show your work.

