

WHMIS Symbols



- Workplace Hazardous Materials Information System (WHMIS)
 - A method of ensuring everyone has access to appropriate safety information about any substance they may encounter that is manufactured or sold

HHPS - Hazardous Household Product System

Part 2 of video



- WHMIS is a system of 8 symbols



Other Safety Symbols

HHPS - Hazardous Household Products Symbols

- Hazard symbols can be found on a variety of commercial products.
- There are two kinds of warnings


1. Borders

- Dangerous Container




Cautious

- Dangerous Product



Dangerous



Warning

Other Safety Symbols II

2. Hazards

– Explosive



• Flammable



– Corrosive



• Poisonous



INTERNATIONAL HAZARD SYMBOLS

POISON



DANGER



WARNING



CAUTION

INTERNATIONAL HAZARD SYMBOLS

FLAMMABLE



DANGER



WARNING



CAUTION

INTERNATIONAL HAZARD SYMBOLS

EXPLOSIVE



DANGER



WARNING



CAUTION

INTERNATIONAL HAZARD SYMBOLS

CORROSIVE



DANGER



WARNING



CAUTION

Using the symbols handout complete the following in class assignment

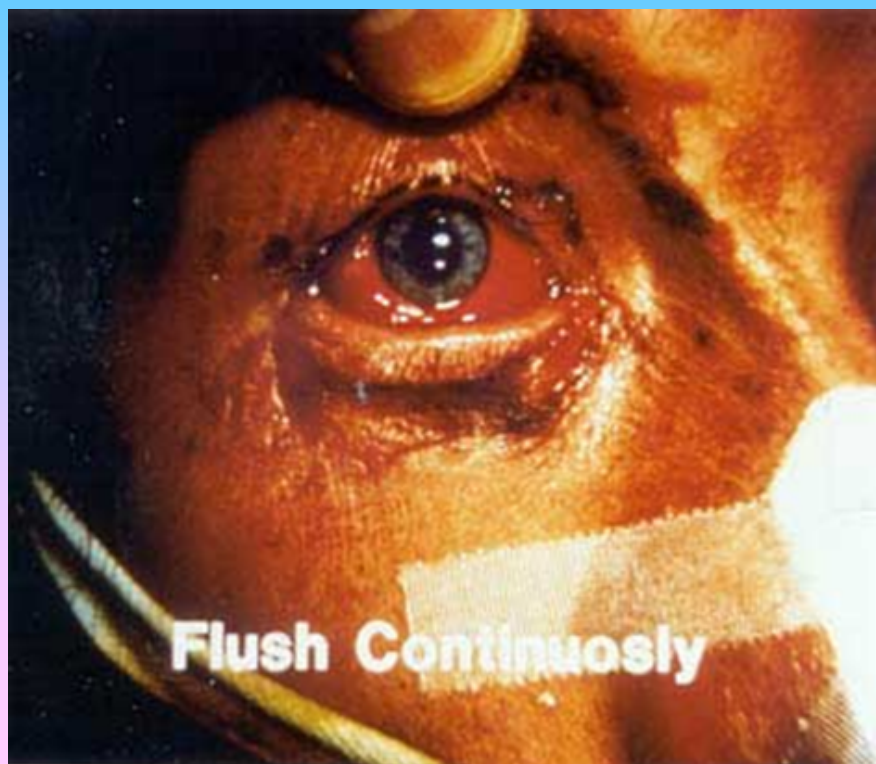
safety symbols assignment.doc



.

What Can Happen if you dont follow the safety rules?

Chemical Burns



Chemical Burns





OCCUPATIONAL HEALTH & SAFETY QUIZZES



Test your knowledge on various workplace health and safety topics by playing our fun quizzes. And don't forget to check out the online resources and get more information on the topic.

CHOOSE A CATEGORY BELOW TO GET STARTED!



BIOLOGICAL



PSYCHOLOGICAL



CHEMICAL



PHYSICAL



HEALTH



OHS LAWS & PROGRAMS



ALL QUIZZES



In Class Assignment

Turn to pg 15

Complete Part 2: Setting Safety Rules with a partner or on your own:

At the top of your sheet write:



Your name:

Part 2: Setting Safety Rules

Date:

Do not rewrite the questions, just the answers beside the appropriate letter.

Example:

(a) Yes, you should always wear goggles to prevent eye damage.

Answers to Part 2: Setting Safety Rules pg.15 11 marks

- a) Yes, you should always wear goggles to prevent eye damage. (1)
- b) Yes or no. Depending on what teacher says. (1)
- c) Yes, to receive first aid. (1)
- d) Notify the teacher before the activity. (1)
- e) No. It is unsafe to have food in the lab. (1)
- f) Touching and smelling only when directed by the teacher.
NEVER TASTE ANYTHING!! (2)
- g) Rinse hands with lots of water. (1)
- h) Immediately flush the eyes with water at the eye wash station. (1)
- i) Use specially marked containers. (1)
- j) Report the problem to the teacher. (1)

Attachments

safety symbols assignment.doc