

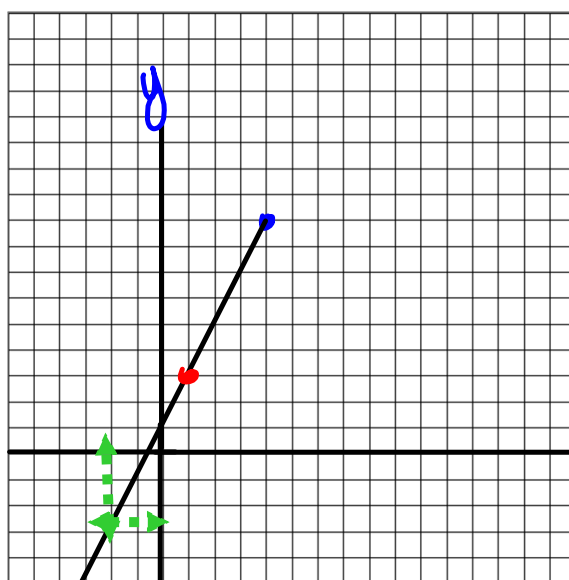
Warm-up

April 7, 2016

Write the equation for the following:

x	y
1	3
2	5
3	7
4	9

$y = 2x + 1$



What is the value of y if $x = -2$?
 $(-2, -3)$

Section 4.5 Using Graphs to Estimate Values

Terms to know:

Interpolation: to estimate values that lie BETWEEN 2 data points on a graph

Extrapolation: extend the graph to make a prediction. The assumption is the relation is linear and will continue to be linear. [Sometimes you may have to extend the graph]

Using the graph provided estimate the followir

A. the amount of time to travel 700 m.

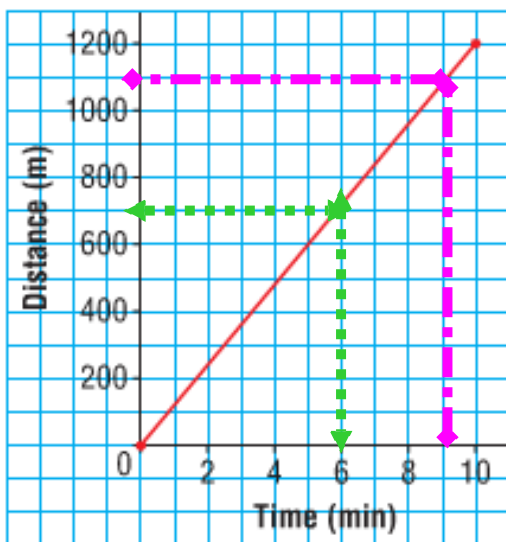
6 min

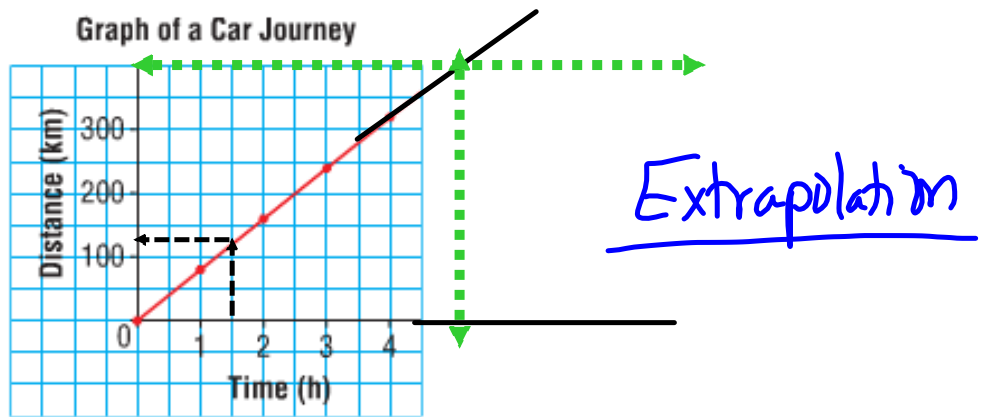
B. the distance covered in 9 min

1100 m

Interpolation

Maya's Jog





Using the graph provided

A. estimate the distance covered by the car after 1.5 h. ~125

B. estimate the time needed to go 400 km. 5
approximately

Homework Page 196

4, 5, 8, 9

} Homework

Worksheet 1-4

