HOME LEARNING PACKAGE

Name: _____

My Reading Log

Become a super reader! Each day, read for 15 minutes. Once you're done reading, choose a question from the box. Write the number of the question in the box along with the answer to your question.

1. What is the problem and solution in the story?
2. Name the characters in the story.
3. If you were the author, how would you change the ending of the story?
4. Why did you choose to read this book?
5. If you change the setting of the story how would it change the story?
6. How did the main character in the story respond to the problem? How would you have responded to the problem if you were the main character?
7. What is the title of the story (or chapter)? Is this a good title? Why or why not?
8. Who is your favorite character and why? What are their character traits?
9. What is the main idea of the story?
10. Is there a lesson is this story? What is it and what did you learn from it?

Monday
Title: _____ **Author:** _____
Question #:_____
Answer:_____
_____
_____
_____
_____

Tuesday
Title: _____ **Author:** _____
Question #:_____
Answer:_____
_____
_____
_____
_____

Name _____



Kit's Tomato Plant

Kit planted tomato seeds in her backyard. First, she dug a hole in the dirt and dropped in the tomato seeds. Next she covered the seeds with dirt. Then Kit watered the seeds. She gave them water every day. Later, a little green plant pokes out of the soil. The plant grows tall and strong. Soon it had yellow flowers. The flowers turned into tiny green tomatoes. The tomatoes grew and grew. They turned into big, red, juicy tomatoes. Kit likes to pick the tomatoes and eat them in her salad!

Name _____

1. Where did Kit plant her tomato seeds?
    a. In the house
    b. In the dirt
    c. In her grandmother's yard
2. What did Kit do first?
    a. Eat breakfast
    b. Dig a hole
    c. Pat the dog
3. What did Kit do after she dug the hole in the dirt?
    a. Build a sand castle
    b. Make a mud pie
    c. Put the tomato seeds in it
4. What happened to the flowers?
    a. They turn purple
    b. They become tomatoes
    c. Kit puts them in a vase

Name _____

5. Why do you think Kit planted tomato seeds in her backyard? Use details from the text to support your answer.

6. Would you like to grow tomatoes in your backyard? Tell why or why not?

Name:

DAY 01

1 What are three things you notice about the sentence below?

Can you grab that map?

2 Circle the correct spelling for each picture.

kat cate cat

dat bat batt

3

chat

to talk in a friendly way

(verb)

My grandma can **chat** about anything, even jam!

What can Grandma do?

4

and

a	n	
	n	

5 Circle shapes that show halves.

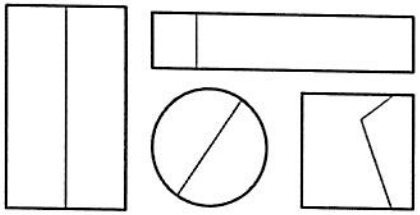

***Halves** are two equal parts of a whole.*

6 Write the number.



10 and 2 make _____.

7 Write 2 things you notice about this chart.

Favorite Kind of Apple

red	yellow	green
𝍸 I	III	𝍸

8

Sam has 4 hats. Then he gets 1 more.

How many hats does he have now?

© Second Story Window

ShopSecondStoryWindow.com

Name:

DAY 02

1 *Circle the capital that begins each sentence.*

Can you grab that map?

The cap is for Dan.

He had the jam for lunch.

2 *Sort the words by their spelling pattern.*

chat | shop | shut | chop

sh-	ch-

3

chat

to talk in a friendly way

(verb)

*What does **chat** have to do with a friend?*

4 *Write the words in ABC order.*

pan ☐

mash ☐

flat ☐

a b c d e f g h i j k l m
n o p q r s t u v w x y z

5 *Find the whole and the parts.*

The whole is 5.

The parts are _____

and _____.

6 *How many are there?*

_____

7 *The area between the 1 and 2 is the 1 o'clock hour.*
Shade the 1 o'clock space.

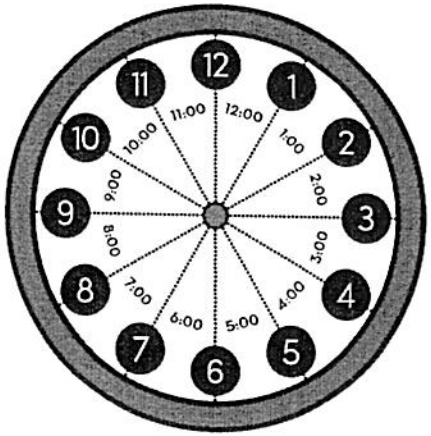

8

Ann had 4 bags. She lost one.
How many bags does she have left?

© Second Story Window

ShopSecondStoryWindow.com

Name:

DAY 03

1 *Write the first word of each sentence with a capital.*

_____ you grab that map?
can

_____ can chat with Jan.
she

2 *Write the word that matches each picture.*

pat hat mat rat

3 **chat**

to talk in a friendly way

(verb)

The little boy likes to ***chat*** *about...*

4 **one**

o	n	
		e

5 *Cross out ☒ one and find the answer.*



1 less than 4 is _____.

6 *Circle the number word that tells how many.*

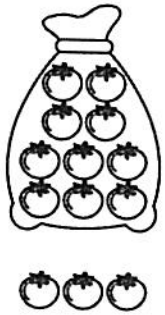

seventeen

twelve

thirteen

7 *Circle the shapes that are the same shape as the frame.*



8 *2 ants are on the grass. 4 ants are on the hill.*

How many MORE ants are on the hill than on the grass?

© Second Story Window

ShopSecondStoryWindow.com

Name:

DAY 04

1 Rewrite the sentence correctly.

i had chips in my bag.

2 Circle & write the word that has the same vowel sound as the picture.

	had fun pit	
	mop red tag	

3

chat

to talk in a friendly way
(verb)

Who would you like to **chat** with?

4 **(un-)**

"not" or "to remove"

They decided to **unlock** the treasure chest.

un + lock = unlock
prefix

5 Circle a group of 10. Then write the total amount.



_____

6 Compare the pictures and write how many more.

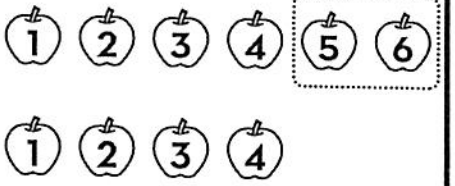

6 is _____ more than 4.

7 3 bats are flying. Each bat has 2 wings.
How many wings are there in all?

8 Skip count by 10.



10 ◯ ◯ 40 ◯

© Second Story Window

ShopSecondStoryWindow.com

Name:

DAY 05

1 *Write a sentence about a sad man. Remember the capital!*

2 *Write the first word of each sentence with a capital.*

_____ the jam for lunch.
grab

_____ is such a bad plan!
that

_____ you chat with Nan?
can

3 *Draw a line to connect each word to the correct meaning.*

chop	jab	chat
to poke at something	to talk in a friendly way	to cut up

4 **now**

	o	w
n		

5 *Solve.*

1 + 1 = ◯
2 + 3 = ◯
5 − 4 = ◯
3 − 1 = ◯

6 *Draw more oranges to make the number.*

11

◯◯◯◯◯◯◯◯◯◯

10 and 1 make _____.

7 *There are 5 cats. 3 of the cats are black and the rest are tan.* ***How many of the cats are tan?***

8 *Measure the items.*



Draw a shorter nail.



Draw a longer pencil.

© Second Story Window

ShopSecondStoryWindow.com